



ENERGY

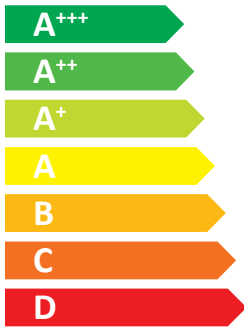
NIBE

NIBE S735-7 R



55 °C

35 °C



A++

A+++



44 dB



dB



2019

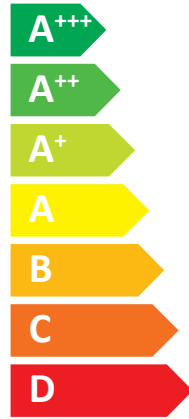

811/2013




ENERGY

NIBE

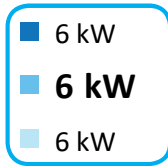
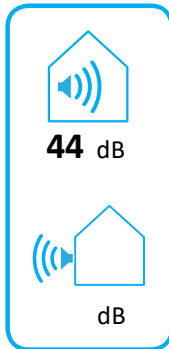
NIBE S735-7 R



A++



A



2019


811/2013



ENERGY

NIBE

NIBE S735-7 R



A⁺⁺



A



A⁺⁺⁺

A⁺⁺

A⁺

A

B

C

D


E

F

G

A⁺⁺

+



+



+



+



A⁺⁺⁺

A⁺⁺

A⁺

A

B

C

D

E

F

G

A

Supplier's name:	NIBE AB		
Model:	NIBE S735-7 R		
Temperature application	35	55	°C
Declared load profile for water heating	XL		
Seasonal space heating energy efficiency class, average climate:	A+++	A++	
Water heating energy efficiency class, average climate:	A		
Rated heat output, average climate:	6	6	kW
Annual energy consumption for space heating, average climate	2571	3156	kWh
Annual electricity consumption for water heating, average climate	1432		kWh
Seasonal space heating energy efficiency, average climate:	177	144	%
Water heating energy efficiency, average climate:	117		%
Sound power level LWA indoors	44		dB
Rated heat output, cold climate:	6	6	kW
Rated heat output, warm climate:	6	6	kW
Annual energy consumption for space heating, cold climate	2905	3622	kWh
Annual electricity consumption for water heating, cold climate	1432		kWh
Annual energy consumption for space heating, warm climate	1695	2070	kWh
Annual electricity consumption for water heating, warm climate	1432		kWh
Seasonal space heating energy efficiency, cold climate:	187	149	%
Water heating energy efficiency, cold climate:	117		%
Seasonal space heating energy efficiency, warm climate:	174	142	%
Water heating energy efficiency, warm climate:	117		%
Sound power level LWA outdoors	-		dB

Data for package fiche

Controller class	VI		
Controler contribution to efficiency	4		%
Seasonal space heating energy efficiency of package, average climate:	181	148	%
Seasonal space heating energy efficiency class for package, average climate:	A+++	A++	%
Seasonal space heating energy efficiency of package, cold climate:	191	153	%
Seasonal space heating energy efficiency of package, warm climate:	178	146	%

Model(s):		NIBE S735-7 R		NIBE					
Type of heat source/sink:		Exhaust air/water							
Low-temperature heat pump:		No							
Equipped with supplementary heater:		Yes							
Heat pump combination heater:		Yes							
Climate condition:		Average							
Temperature application:		Medium temperature (55 °C)							
Applied standards: EN14825 - EN16147 - EN12102-1									
Rated heat output		Prated	5,6	kW	Seasonal space heating energy efficiency		η_s	144	%
<i>Declared capacity for part load at outdoor temperature Tj</i>				<i>Declared coefficient of performance for part load at outdoor temperature Tj</i>					
Tj = -7 °C	Pdh	4,9	kW	Tj = -7 °C	COPd	2,52			
Tj = +2 °C	Pdh	3,0	kW	Tj = +2 °C	COPd	3,77			
Tj = +7 °C	Pdh	2,0	kW	Tj = +7 °C	COPd	4,53			
Tj = +12 °C	Pdh	1,5	kW	Tj = +12 °C	COPd	5,20			
Tj = biv	Pdh	5,5	kW	Tj = biv	COPd	2,33			
Tj = TOL	Pdh	5,5	kW	Tj = TOL	COPd	2,33			
Tj = -15 °C (if TOL < -20 °C)	Pdh		kW	Tj = -15 °C (if TOL < -20 °C)	COPd				
Bivalent temperature				T _{biv}	-10	°C	Operation limit temperature		
Cycling interval capacity for heating				P _{cyh}		kW	Cycling interval efficiency		
Degradation co-efficient				Cdh	0,87	-	Heating water operating limit		
<i>Power consumption in modes other than active mode</i>				<i>Supplementary heater</i>					
Off mode	P _{OFF}	0,008	kW	Rated heat output		P _{sup}	0,0	kW	
Thermostat-off mode	P _{TO}	0,038	kW						
Standby mode	P _{SB}	0,034	kW	Type of energy input		Electric			
Crankcase heater mode	P _{CK}	0,008	kW						
<i>Other items</i>									
Capacity control	Variable			Rated air flow rate, outdoors			239,00	m ³ /h	
Sound power level, indoors/outdoors	L _{WA}	44/-	dB	Rated water flow rate, indoor heat exchanger			0,47	m ³ /h	
Annual energy consumption	Q _{HE}	3156	kWh	Rated brine or water flow rate, outdoor heat exchanger				m ³ /h	
<i>For heat pump combination heater:</i>									
Declared load profile		XL		Water heating energy efficiency		η_{wh}	117	%	
Daily electricity consumption	Q _{elec}	6,90	kWh	Daily fuel consumption		Q _{fuel}		kWh	
Annual electricity consumption	AEC	1432	kWh	Annual fuel consumption		AFC		GJ	
Approved by:									
Contact details		© NIBE Energy Systems - Box 14 - Hannabadsvägen 5 - 28521 Markaryd - Sweden							