



Sustainability
is in our nature

NIBE AIR/WATER HEAT PUMPS





Nature can be warm and loving,
as well as cold and fierce.
She is our greatest source of
energy, and we depend on her
to bring life into everything
around us.

Being born in the harsh environments of the Nordics means we are not only used to strong climate contrasts, we have to thrive no matter the circumstances.

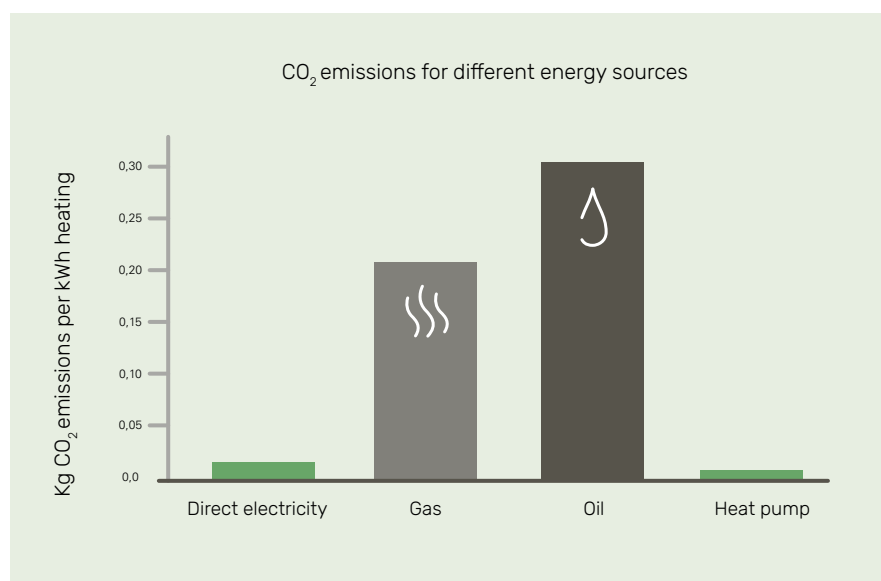
Whether it's a freezing winter or a hot summer afternoon, the need for a balanced indoor climate has always been an essential part of our everyday life.

Our products provide cooling, heating, ventilation and hot water to your home, enabling you to regulate your energy consumption and create the perfect indoor climate. Plus, by using local natural power, together we can build a more sustainable future.

Help us to build a sustainable future

Much of the carbon dioxide in the atmosphere originates from fossil energy sources for heating and hot water systems. We need to replace oil, coal and gas with renewable energy sources that minimise the lasting damage to our planet.

We value our Nordic heritage and, with nearly 70 years' experience of manufacturing climate solutions, we're inviting you to help us build a more sustainable future. By harnessing the renewable energy of nature and combining it with new smart technology, we can offer effective solutions that benefit everyone.





Start with a heat pump from NIBE

When you switch from fossil fuels to renewable energy, you'll experience benefits across the board. You'll get more sustainable heating that helps you to reduce your carbon footprint. You can also choose a more energy-efficient solution that can lower your energy consumption and your energy bills. This benefits both you and our planet.

With a heat pump from NIBE, you can create a pleasant indoor climate by using renewable energy from your local surroundings. Your heat pump immediately starts to deliver environmental payback in the form of reduced energy consumption and lower emissions. As electricity is not the main energy source for the heat pump, the amount required is

relatively low. It's only needed to drive the pump and enable the heat extraction process, allowing you to save up to 75% off your energy bills. With energy prices continually rising, you're unlikely to regret your decision. In fact, you'll start enjoying savings from the very first month.



Welcome to our world of indoor comfort

With the power of nature and smart technology,
we help you to create a pleasant indoor climate
with low energy consumption.





The advantages of choosing an air/water heat pump from NIBE



Sustainable

Our air/water heat pumps use the power of nature to give a low environmental impact. They're designed to save energy for you without compromising on comfort. Together with an S-series indoor module, they automatically adjust your heating according to your habits and the weather forecast. Everything to give you cheaper, greener and more comfortable heating, now and in the future.



Peace of mind

Having NIBE as your supplier ensures you great peace of mind. We're a Swedish company that's been manufacturing sustainable climate solutions for 70 years. This means our products have been adapted to the challenges of the Nordic climate.

In order to guarantee you long and trouble-free ownership, we include a 3-year guarantee and a 6-year warranty free of charge, which you can extend up to 16 years.



Easy

We have expert NIBE installers all over the country who offer a fast and hassle-free service to swap your old heat pump (of any make). Would you like more information and to get in touch with a local installer, so you can book a home visit and get a quotation? Our experts will answer your questions and give you all the help you need.

Visit nibe.eu to get in touch

Say hello to the S-series

Upgrade to sustainable and weather-adapted heating

When it's time for a new heat pump, choose real comfort. With the NIBE S-series at the heart of your home, you get a pleasant indoor climate all year round, sustainable energy consumption and complete control via your smartphone.

Suitable for all houses

Our intelligent and energy-efficient S-series heat pumps adapt to the conditions in your house and your needs. This makes them suitable for all houses, so making the switch is easy. They always have the latest software, and adjust the heating to your daily habits and the weather forecast. Everything to give you cheaper, greener and more comfortable heating, now and in the future.

An investment with peace of mind for you

The S-series products are our most advanced to date and the result of Swedish engineering expertise. They've been developed to meet future challenges in technology and innovative design. Elegant and timeless, they blend effortlessly into the heart of your home. They're manufactured in Sweden for the challenges of the Nordic climate, and to ensure high comfort and low energy consumption for you – while you do nature a huge favour.

Benefits of the S-series

No matter which heat pump in the S-series you choose, you get:

- Wifi connection that allows you to link your heat pump to your smart home
- User-friendly touchscreen with colour display
- Temperature control according to weather forecasts
- Automatic software updates
- Support for control via voice assistants
- Option to choose smart wireless accessories for enhanced comfort



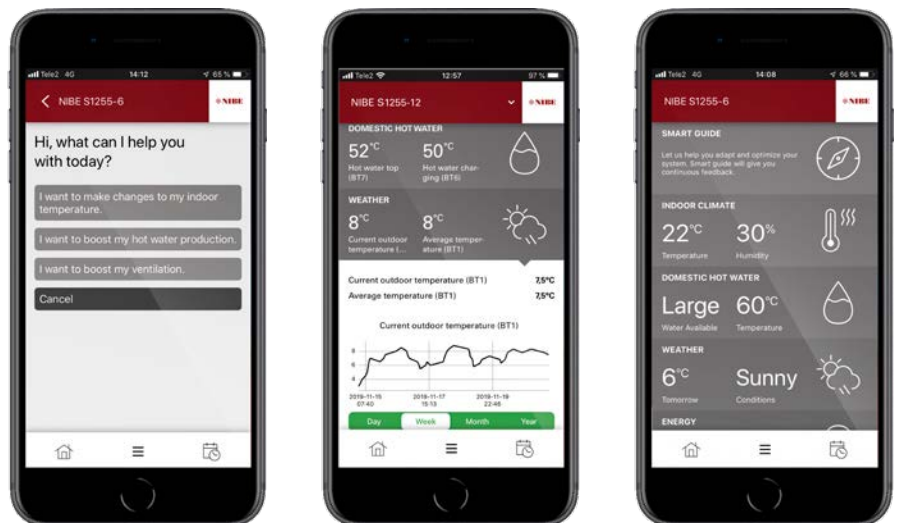
The key to your smart home



With a connected S-series heat pump, you can easily control your heating, hot water and ventilation systems via the myUplink app. It quickly provides you with a status overview of your heat pump and heating system.

You always have access to the heat pump via your smartphone and have the reassurance that it will let you know if something happens. For example, it will alert you to any malfunctions via push messages from the app and by email.

Via myUplink, you get information about software updates and access to Weather Forecast Control and Smart Price Adaption* at no extra cost. If you sign up for the Premium Subscription, you'll also get the ability to control and adjust your heat pump settings remotely via the app. This allows you to fine-tune comfort and energy consumption to suit your needs. You also gain access to historical data and a number of intelligent services, such as voice control and IFTTT**, allowing you to connect more smart products together. If you want to control your heat pump remotely, your installer will help you to get started.



myUplink



Always updated

myUplink makes wireless software updates possible for the heat pump to ensure you get the best operation and the latest functions. All you need to do is approve the update in the heat pump's display.

Weather Forecast Control

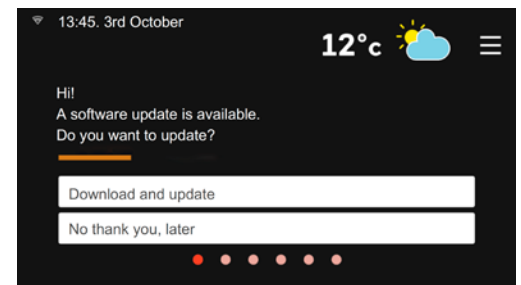
Weather Forecast Control means that your heat pump adjusts itself according to the weather forecast, which is particularly useful in periods of rapid weather changes. Your intelligent heat pump is proactive, knows when a change in the weather is coming, and is able to manage temperature fluctuations even more effectively.

Smart Price Adaption

Smart Price Adaption* functionality means that your heat pump works the hardest when the price of electricity is at its lowest. When you activate this service and Weather Forecast Control in myUplink, you can lower your energy bills with no loss of comfort.

Smart home accessories for added comfort

Wireless accessories help you to get the most out of the S-series. They make it even easier for you to fully adapt your indoor climate and energy consumption to your needs. These accessories are small units that communicate with your connected heat pump. They automatically adjust the indoor climate to optimise comfort and lower energy consumption. You can sit back and relax – or adjust the settings manually if you prefer. Everything to ensure the well-being of you and your house.



*Requires a variable price electricity contract per hour. **IFTTT is a free-of-charge online service that enables you to get the most out of your smart home technology. Connecting products and services in your home ensures a high level of comfort.

The NIBE S-series

Air/water heat pumps

Thanks to the endless supply of air – one of nature’s free and renewable energy sources – you can create a pleasant indoor climate with a low environmental impact.

Heat pump technology is based on a very simple, well-known principle – the same one used in an ordinary refrigerator. By extracting heat energy from the outside air, even at lower temperatures, a NIBE air/water heat pump can supply your home with heating and hot water. The process can also be reversed to provide cooling during the summer months.

A NIBE air/water system consists of an outdoor module combined with an indoor or control module. They work together to create a complete climate system that’s easy to install, run and maintain.

A NIBE air/water system is compatible with other energy sources and you can easily install additional functions, such as ventilation and pool heating.



NEW!

Air/water heat pump

NIBE S2125



NIBE S2125 is an intelligent, inverter-controlled air/water pump. With NIBE indoor modules, it forms a very efficient climate system for your home. NIBE S2125 provides optimised savings as it automatically adapts to your home's output requirements all year around.

The NIBE S2125 has an optimised seasonal performance factor*, which results in low operating costs and high-performance hot water. The working area gives a supply temperature of up to 75°C. At an outdoor temperature down towards -25°C, it still delivers up to 65°C, while the noise level stays low. Available in two power sizes, 8 and 12.

Together with the NIBE S-series indoor module with built-in wifi connection and the possibility of wireless accessories, the S-series is a natural part of your connected home. Smart technology adjusts the indoor climate automatically while you're in complete control from your phone or tablet. Giving high comfort and low energy consumption, while doing nature a favour at the same time.

- Optimised seasonal performance factor* and low operating costs.
- Working range up to 75°C supply temperature and 65°C at an outdoor temperature of -25°C.
- New design for low noise level.

A+++

System's efficiency for room heating.

A  **XXL**

For hot water with NIBE VVM 310/VVM 320/VVM 325.

*The NIBE S2125 has a rating of SCOP of 5.0 (Average climate, 35/55 °C) and SCOP of >4.1 (Cold climate, 35/55 °C) in accordance with European standard EN 14825:2018, i.e. the standard for determining the reference seasonal effect level, SCOP. Applies to S2125 -8 and -12.

NIBE S2125		8	12
Product's efficiency class 35/55°C ²⁾		A+++/A++	A+++/A+++
System's efficiency class, room heating 35/55°C ¹⁾		A+++/A+++	
Efficiency class, hot water/charging profile ³⁾		A/XL	
SCOP _{EN14825} Average climate, 35/55°C		5,00 / 3,70	5,00 / 3,80
P _{designh} average climate 35/55°C	kW	5,33 / 5,30	6,80 / 7,60
SCOP _{EN14825} cold climate, 35/55°C		4,10 / 3,20	4,20 / 3,40
P _{designh} cold climate 35/55°C	kW	5,4/5,2	8,4/8,4
7/35 Heat capacity/COP, EN14511, nominal	kW	3,15/5,18	3,67/5,21
Sound level (L _{WA}) _{EN12102 at 7/45, nominal}	dB(A)	49	
Rated voltage		230 V – 50Hz 400 V 3N – 50Hz	
CO ₂ -equivalent (hermetically sealed refrigerant circuit) ⁴⁾	tonnes	0,0024	
Height/width/depth	mm	1070/1130/820	
Weight (excluding packaging)	kg	150	160

¹⁾ Scale for system's efficiency class, room heating, A+++ – G. Reported system efficiency takes the product's temperature regulator into account.

²⁾ Scale for product's efficiency class, room heating A++ – G. ³⁾ Scale for efficiency class, hot water: A – G.

⁴⁾ The NIBE S2125 does not require annual inspection in accordance with the F-Gas Regulation.

Indoor module

NIBE VVM S320



The NIBE VVM S320 is designed for combination with any NIBE air/water heat pump to create a highly efficient climate system for your home.

The NIBE VVM S320 has a smart, user-friendly control system which provides efficient heating/cooling and hot water with high performance. The NIBE VVM S320 is ready for installation since the water heater, electric additional heat, self-regulating circulation pump, filling valve, manometer, safety valve and expansion vessel are included.

With integrated wifi, the S Series is a natural part of your connected home. Smart technology adjusts the indoor climate automatically while you're in complete control from your phone or tablet. Giving maximum comfort and minimum energy consumption, while doing nature a favour at the same time.

- Combine with a NIBE air/water heat pump for an integrated system.
- Smart, user-friendly control system.
- User-friendly touch control and integrated wireless connectivity with energy saving smart technology for maximum comfort.

NIBE VVM		S320
Additional power	kW	9 (3x400V) / 7 (1x230V)
Tap volume 40°C during Medium	l	210 l
Main features		Complete and plug-in solution for easy installations
Connection		Top
Rated voltage	V	400V 3N-50Hz 230V 3N-50Hz 230V-50Hz
Height / Width / Depth	mm	1800/600/622
Weight	kg	R: 123 / E: 163
Compatible outdoor units		NIBE F2040-6 / F2040 -8 / F2040 -12 / S2125-8 / S2125-12 / F2120-16 AMS10-6 + HBS05-06 / AMS10-8 + NIBE HBS05-12 / AMS10-12 + NIBE HBS05-12 / AMS 20-6 + HBS 20-6

Control module

NIBE SMO S40



The NIBE SMO S40 gives optimized control of the climate system and is designed to be combined with NIBE air/water heat pumps to provide an integrated climate system for homes and properties.

The NIBE SMO S40 offers maximum flexibility when it comes to system solutions. The control module can be connected to components such as a water heater, additional heat sources and other accessories specific to a customised installation. Up to eight NIBE air/water heat pumps can be connected to SMO S40

The NIBE S Series is a natural part of your connected home. Smart technology adjusts the indoor climate automatically while you're in complete control from your phone or tablet. Giving maximum comfort and minimum energy consumption, while doing nature a favour at the same time.

- Smart, user-friendly system with touch control for maximum flexibility.
- Property solutions with up to eight NIBE air/water heat pumps.
- In combination with a NIBE air/water heat pump – a part of your energy-saving smart home.

NIBE SMO S40		
Controls up to		8 heat pumps
External heatsource		3 steps for electrical heater or boiler with mixing valve
Self-regulating circulator pump		CPD11, available in 2 sizes
Supply voltage		230V-50Hz
Enclosure class		IP21
Height / Width / Depth	mm	350/540/110
Weight	kg	5
Compatible outdoor units		NIBE S2125-series, NIBE F2120-series, NIBE F2040-series, NIBE AMS + HBS -series, NIBE AMS 20 + HBS 20-series
Accessories		Wide range including extra heating circuit, pool, solar, ventilation heat recovery unit, room display etc.

Heat recovery ventilation unit

NIBE ERS S10



The NIBE ERS S10 is a heat recovery ventilation unit with high temperature efficiency up to 90% and low energy consumption. The heat recovery ventilation unit is used in houses with areas up to approx. 300 m².

The NIBE ERS S10 is designed for installation with a NIBE ground source heat pump or a NIBE air/water heat pump for a complete heating and ventilation system. The heat recovery ventilation unit is easily controlled by the heat pump.

The NIBE S Series is a natural part of your connected home. Smart technology adjusts the indoor climate automatically while you're in complete control from your phone or tablet. Giving maximum comfort and minimum energy consumption, while doing nature a favour at the same time.

- Heat recovery ventilation unit with high temperature efficiency and low energy consumption.
- Together with NIBE VVM S320 it provides a solution in houses with balanced ventilation.
- In combination with a NIBE S series heat pump or indoor module – a part of your energy-saving smart home.



The product's efficiency class.

NIBE ERS S10-400		
Efficiency class ¹⁾		A
Supply voltage		230 V ~ 50 Hz
Fuse	A	10
Driving power fan	W	85 x 2
Enclosure class		IPX1
Filter type, exhaust air filter		ISO Coarse
Filter type, supply air filter		ePM1 55%
Sound pressure level (L _{P(A)}) ²⁾	dB(A)	47
Ventilation Ø	mm	160
Condensation water drain		G32
Length, supply cable	m	2.4
Length, control cable	m	2.0
Height / Width / Depth	mm	900 / 600 / 612
Weight	kg	40

¹⁾ Scale for efficiency class: A+ to G. ²⁾ 295 m³/h (82 l/s) at 50 Pa.

Exhaust air module

NIBE S135



The NIBE S135 is an exhaust air module designed for docking to a NIBE air/water heat pump and a NIBE VVM indoor module or NIBE SMO control module. The NIBE S135 uses the heat that is found in the house's ventilation air to heat the house and hot water, at the same time as ventilating the house. In installations with cooling, hot water and cooling can be produced at the same time.

The exhaust air module provides an improved seasonal performance factor and has a low noise level and high ventilation capacity. The NIBE S135 is easy to control through the heat pump's indoor module.

The NIBE S Series is a natural part of your connected home. Smart technology adjusts the indoor climate automatically while you're in complete control from your phone or tablet. Giving maximum comfort and minimum energy consumption, while doing nature a favour at the same time.

- Heating, hot water, cooling and ventilation in one system.
- Improves your seasonal performance factor combined with a NIBE air/water heat pump.
- In combination with a NIBE S Series indoor- or control module – a part of your energy-saving smart home.



The product's efficiency class.

NIBE S135		
Space heating efficiency class 35°C / 55°C ¹⁾		A+
Space heating efficiency class of the system 35°C / 55°C ²⁾		A+
Supply voltage		230 V – 50 Hz
Enclosure class		IP21
Sound power level (L_{wA}) according to EN 12102 at 0/35 ³⁾	dB(A)	47.0
Min air flow, air temperature <10°C	l/s	25
Height / Width / Depth	mm	490–515 / 600 / 605
Weight	kg	50

¹⁾ Scale for the product's efficiency class room heating: A+++ – D. ²⁾ Scale for the system's efficiency class room heating: A+++ – G. Reported efficiency for the system takes the product's temperature regulator into account. ³⁾ The value varies with the selected fan speed. Visit nibe.eu for more extensive sound data including sound to channels.

Room unit NIBE RMU S40



The NIBE RMU S40 is a room unit with 2,8" touch display with built in temperature and humidity sensors. It is used to control and monitor your NIBE S series heat pump/indoor module from another room in the house than the room where the heat pump is placed.

The NIBE S Series is a natural part of your connected home. Smart technology adjusts the indoor climate automatically while you're in complete control from your phone or tablet. Giving maximum comfort and minimum energy consumption, while doing nature a favour at the same time.

- Room unit with 2,8" touch display with swipe function.
- Control and monitor your NIBE S series heat pump from another room.
- A part of your energy-saving smart home in combination with a NIBE S series heat pump.

NIBE RMU S40		
Connection		Wireless or wired to heat pump
Power supply		Wired to heat pump or via 5V USB supply
Plastic spacer (height / width / depth)	mm	88 / 88 / 8
Size (height / width / depth)	mm	85 / 64 / 16

Wireless accessories for the S series.

THS 10 Wireless temperature and humidity sensor



This wireless sensor allows you to read the temperature and humidity in a room or climate zone using the myUplink app. On the heat pump you can see the current room temperature or change it in °C.

THS 10 replaces the fixed indoor sensor. Because it is battery powered, it is easy to install.

Mount the thermostat in your room and connect it to your NIBE S-series heating installation.

RPP 10 Repeater



Enhances the signal, improving communication between your smart home products when they are placed at a distance from each other. For NIBE S-series heating installations, the repeater functions as a switch, giving you the opportunity to control it remotely, schedule On and Off times and measure energy consumption.

Plug in the repeater and connect it to your NIBE S-series heating installation.

CDS 10 Wireless CO₂, temperature and humidity sensor



This wireless sensor allows you to read the CO₂, temperature and humidity level in a room or climate zone using the myUplink app. For NIBE S-series heating installations with ventilation the indoor comfort level can automatically be adjusted to give you a comfortable indoor climate. For example, you can increase ventilation and lower the CO₂ level when there are a lot of people present or lower the ventilation to further reduce your energy costs. Because it is battery powered, it is easy to install, but it can also operate with an external power source using a micro USB.

Mount the thermostat in your room and connect it to your NIBE S-series heat and ventilation installation.

ROT 10 Wireless room thermostat



The wireless room thermostat allows you to read and control the temperature of a room or a climate zone from the display of the room thermostat or via the myUplink app in your smartphone. For instance by increasing the ventilation when you have many guests or lower the ventilation for better savings when you are not at home. Because it is powered by a rechargeable battery, it is easy to install.

Mount the thermostat in your room and connect it to your NIBE S-series heat pump.

Contact your installer to order smart accessories for your NIBE S-series. Please be aware that the products in this document may not be available in all markets.

The NIBE F-series

Air/water heat pumps



Air/water heat pump

NIBE F2120



NIBE F2120 is an inverter-controlled air/water heat pump which represent a real breakthrough when it comes to efficiency. With a seasonal performance factor in excess of 5.0*, the heat pump provides more than five times as much heat per year as an electric heater with the same energy consumption. NIBE F2120 provides optimum savings since the heat pump automatically adapts to your home's output requirements all year round.

NIBE F2120 has a class leading working range and deliver a supply temperature of up to 65°C. Even at outdoor temperatures of as low as -25°C, it still provides a supply temperature of up to 63°C, while keeping the noise level to a minimum. NIBE F2120 has three-phase connection, which simplifies electrical installation.

- Breakthrough in efficiency with a seasonal performance factor of over 5.0*
- Class leading working range, supply temperature of up to 65°C, and 63°C at an outdoor temperature of -25°C.
- Minimal noise level, even at full output.

A+++

Energy efficiency class
package label, 35°C

A+++

Energy efficiency class
package label, 55°C

*NIBE F2120 has a rating of SCOP > 5.0 (Average climate, Low temperature) and SCOP 4.3 (Colder climate, Low temperature) in accordance with European standard EN 14825:2013, i.e. the standard for determining the reference seasonal performance factor, SCOP. Applies to F2120-16 and -20.

NIBE F2120		16	20
Efficiency class 35/55°C Product Label ¹⁾		A+++/A+++	
Efficiency class 35/55°C Package Label ²⁾			
The product's efficiency class/tap profile for hot water ³⁾			
SCOP _{EN14825} Average climate 35/55°C		5.1 / 3.9	5.1 / 3.9
P _{designh} Average climate 35/55°C	kW	11.0 / 12.3	11.0 / 12.3
SCOP _{EN14825} Cold climate 35/55°C		4.3 / 3.6	4.3 / 3.6
P _{designh} Cold climate 35/55°C	kW	13.0 / 14.0	13.0 / 14.0
7/35 Heat capacity / COP, EN14511, nominal		5.17 / 5.11	5.17 / 5.11
Sound power level (L _{WA}), EN12102 at 7/45, nominal		dB(A)	
Rated voltage		400V 3N-50Hz	
CO ₂ -equivalent (hermetically sealed refrigerant circuit) ⁴⁾	ton	6.26	6.26
Height / Width / Depth		1165 / 1280 / 612	1165 / 1280 / 612
Weight (excluding packaging)		185	

¹⁾ Skala för systemets effektivitetsklass rumsuppvärmning: A+++ till G. Redovisad effektivitet för systemet tar hänsyn till produktens temperaturregulator.

²⁾ Skala för produktens effektivitetsklass rumsuppvärmning A+++ till D. ³⁾ Skala för effektivitetsklass varmvatten: A+ till F.

⁴⁾ F2120 kräver ingen årlig kontroll enligt F-gasförordningen.

Air/water heat pump

NIBE F2040

NIBE F2040 is an intelligent and compact invertercontrolled air/water heat pump. NIBE F2040 provides optimum savings since the heat pump automatically adapts to your home's output requirements all year round.



The heat pump works down to an outdoor temperature of -20°C and at the same time supplies up to 58°C in supply line temperature. The effective cooling function allows the heat pump to deliver a comfortable indoor climate even at high outdoor temperatures.

- Compact heat pump that adapts to your home's requirements.
- High capacity even down to -20°C and effective cooling function.
- Energy-saving smart technology with user-friendly control.

A+++

Energy efficiency class package label, 35°C

A++

Energy efficiency class package label, 55°C

NIBE F2040		6	8	12	16
Efficiency class $35/55^{\circ}\text{C}$ Package Label ¹⁾		A+++ / A++			
Efficiency class $35/55^{\circ}\text{C}$ Product Label ²⁾		A+++ / A++	A++ / A++		
Efficiency class and tap profile for hot water ³⁾		A/XL – A/XXL			
SCOP _{EN14825} Average climate $35/55^{\circ}\text{C}$		4.8 / 3.5	4.4 / 3.3	4.4 / 3.4	4.5 / 3.4
P _{designh} Average climate $35/55^{\circ}\text{C}$	kW	4.8 / 5.3	8.2 / 7.0	11.5 / 10.0	14.5 / 14.0
SCOP _{EN14825} Cold climate $35/55^{\circ}\text{C}$		3.7 / 3.0	3.6 / 2.8	3.6 / 2.9	3.7 / 2.9
P _{designh} Cold climate $35/55^{\circ}\text{C}$	kW	4.0 / 5.6	9.0 / 10.0	11.5 / 13.0	15.0 / 16.0
7/35 Heat capacity / COP, EN14511, nominal		2.67 / 5.32	3.86 / 4.65	5.21 / 4.78	7.03 / 4.85
Sound power level (L_{WA}), EN12102 at 7/45, nominal		50	54	57	61
Rated voltage		230 V 50 Hz, 230 V 2AC 50 Hz			
CO ₂ -equivalent (hermetically sealed refrigerant circuit) ⁴⁾		3.13	5.32	6.06	8.35
Height / Width / Depth		791 / 993 / 364	895 / 1035 / 422	995 / 1145 / 452	1450 / 1145 / 452
Weight (excluding packaging)		66	90	105	135

¹⁾Scale for the system's efficiency class room heating: A+++ to G. Reported efficiency for the system also takes the temperature regulator into account. If the system is supplemented with an external additional boiler or solar heating the total efficiency of the system must be recalculated. ²⁾Scale for the product's efficiency class room heating: A+++ to D. ³⁾Scale for efficiency class hot

Air/water heat pump

NIBE SPLIT HBS



NIBE SPLIT HBS is an intelligent and compact inverter-controlled air/water heat pump. The outdoor module NIBE AMS 10 is connected with refrigerant pipes to the NIBE HBS split box, which is located indoors. NIBE SPLIT provides optimum savings since the heat pump automatically adjusts to the property's output requirements all year round.

NIBE SPLIT HBS works down to an outdoor temperature of -20°C and at the same time supplies up to 58°C in supply line temperature. The effective cooling function allows the heat pump to deliver a comfortable indoor climate even at high outdoor temperatures.

- Compact heat pump that adapts to your home's requirements.
- High capacity even down to -20°C and effective cooling function.
- Energy-saving smart technology with user-friendly control.

A+++

Energy efficiency class package label, 35°C

A++

Energy efficiency class package label, 55°C

		NIBE AMS 20-6 / NIBE HBS 20-6	NIBE AMS 10-8, NIBE HBS 05-12	NIBE AMS 10-12 / NIBE HBS 05-12	NIBE AMS 10-16 / NIBE HBS 05-16
Efficiency class 35/55°C Package Label ¹⁾		A+++/A++			
Efficiency class 35/55°C Product Label ²⁾		A+++/A++	A++/A++		
The product's efficiency class/tap profile for hot water ³⁾		A/XL – A/XXL			
SCOPEN14825 Average climate 35/55°C		5,08/3,58	4,4/3,3	4,4/3,4	4,5/3,4
P_{design} Average climate 35/55°C	kW	5,2/5,6	8,2/7,0	11,5/10,0	14,5/14,0
SCOPEN14825 Cold climate 35/55°C		4,25/3,17	3,6/2,8	3,6/2,9	3,7/2,9
P_{design} Cold climate 35/55°C	kW	5,8/5,7	9,0/10,0	11,5/13,0	15,0/16,0
7/35 Heat capacity / COP, EN14511, nominal		2,64/5,42	3,86/4,65	5,21/4,78	7,03/4,85
Sound power level (L_{wA}) EN12102 at 7/45, nominal		54	55	58	62
Rated voltage		230 V – 50 Hz			
CO ₂ -equivalent		0,88	5,32	6,06	8,35
Height / Width / Depth – AMS 10		640/800/290	750/880/340	845/970/370	1300/970/370
Height (with pipe) / Width / Depth – HBS 05		565/404/472	565/404/472	565/404/472	565/404/472
Weight (excluding packaging) AMS 10 / HBS 05		46/13	60/15	74/15	105/19,5

¹⁾ Skala för systemets effektivitetsklass rumsuppvärmning: A+++ – D. Redovisad effektivitet för systemet tar hänsyn till produktens temperaturregulator.

²⁾ Skala för produktens effektivitetsklass rumsuppvärmning A+++ – G. ³⁾ Skala för effektivitetsklass varmvatten: A+ – F.

NIBE SPLIT indoor module

NIBE SPLIT BA-SVM 10-200



The NIBE SPLIT BA-SVM is a compact indoor module suitable for air to water split systems. The outdoor module AMS is connected with refrigerant pipes to the NIBE SPLIT BA-SVM. The NIBE SPLIT BA-SVM provides optimum savings since the heat pump automatically adjusts to the property's output requirements all year round.

The NIBE SPLIT BA-SVM works down to an outdoor temperature of -20°C and supplies up to 58°C in supply line temperature. The effective cooling function allows the heat pump to deliver a comfortable indoor climate even at high outdoor temperatures.

Thanks to smart technology, the product gives you control over your energy consumption and will be a key part of your connected home. The efficient control system automatically adjusts the indoor climate for maximum comfort, and you do nature a favour at the same time.

- Combine NIBE SPLIT BA-SVM with a NIBE SPLIT heat pump for an energy-efficient climate system.
- High capacity even down to -20°C and well-developed cooling function.
- Part of your smart home – Control your comfort online using NIBE Uplink.

A+++

 Energy efficiency class package label, 35°C
A++

 Energy efficiency class package label, 55°C

Type:		BA-SVM 10-200/6 E	BA-SVM 10-200/12 E	BA-SVM 10-200/6 E EM	BA-SVM 10-200/12 E EM	BA-SVM 10-200/6 R	BA-SVM 10-200/12 R
Efficiency class $35/55^{\circ}\text{C}$ Product Label ²⁾		A+++/A++	A++/A++	A+++/A++	A++/A++	A+++/A++	A++/A++
Efficiency class $35/55^{\circ}\text{C}$ Package Label ¹⁾		A+++/A++					
The product's efficiency class/tap profile for hot water ³⁾		XL/A					
Tap volume 40°C According (EN16147)	l	230					
Anti-corrosion protection		Enameled tank + titanium anode				Stainless steel tank	
Energy meter		no		yes		no	
Immersion heater	kW	9 (3x400V) / 4.5 (1x230V)					
Supply voltage	V	3x400, 1x230					
Height / Width / Depth		1600x600x610					
Net weight	kg	165					
Compatible heat pumps		AMS 10-6	AMS 10-8 AMS 10-12	AMS 10-6	AMS 10-8 AMS 10-12	AMS 10-6	AMS 10-8 AMS 10-12

¹⁾Scale for the system's efficiency class room heating: A+++ – D. Reported efficiency for the system also takes the temperature regulator into account. If the system is supplemented with an external additional boiler or solar heating the total efficiency of the system must be recalculated. ²⁾Scale for the product's efficiency class room heating: A+++ – G. ³⁾Scale for efficiency class hot water: A+ – F.





Indoor and control modules

The flexible indoor and control modules from NIBE provide efficient heating, cooling, and hot water supply at high performance. With our advanced technology, you will be able to control your indoor comfort from wherever you are.

The NIBE VVM indoor modules are all-in-one units that include a smart and user-friendly control system, water heater, electrical addition, self-regulating circulating pump, and further functions that will help you create an efficient indoor climate.

NIBE VVM 320 and NIBE VVM 225 also includes the filling loop, pressure gauges, safety valves and expansion vessel, everything needed for the normal installation.

The control modules, NIBE SMO, provide a flexible solution that easily can be customised. System components such as water heaters, additional heat sources, and other accessories are chosen depending on the specific setup.

- Intelligent integrated controller, advanced technology, easy to understand, simple to use.
- Control your comfort online and stay in touch with your system wherever you are via myUplink or Uplink also available as an app.
- Smart Energy Source function with NIBE VVM and NIBE SMO 40 for optimal integration of prioritised heating sources such as wood boilers.

NIBE VVM indoor modules

Heating capacity & Heating system

Each NIBE VVM indoor unit has a maximum recommended heating output to your climate system. Combining a larger heat pump will increase the energy coverage by the heat pump.

Domestic hot water

In NIBE VVM 310 and NIBE VVM 500, domestic hot water is prepared on demand in a coil tap. The NIBE VVM 320 has a built-in DHW storage tank of 180 litres.

Docking

NIBE offers a broad range of accessories, dockings, and system solutions for a complete climate solution.

The NIBE VVM 310 and NIBE VVM 500 offers a two-circuits solution where the heating system flow is independent of the flow over the heat pump.

The NIBE VVM S320 has a single circuit system, which requires the heating system flow to be maintained not below a minimum level.

Choose the right NIBE VVM for my home.

	NIBE VVM 225	NIBE VVM 310	NIBE VVM 500
			
Compatible outdoor units	NIBE F2120-8 NIBE F2040-6/8 NIBE SPLIT HBS-6/8	NIBE S2125 all sizes NIBE F2120-16 NIBE F2040 all sizes NIBE SPLIT HBS all sizes	NIBE S2125 all sizes NIBE F2120 all sizes NIBE F2040 all sizes NIBE SPLIT HBS all sizes
Recommended maximum heating output	Up to 12 kW	Up to 14 kW	Up to 22 kW
Electrical heater built-in	9 kW (7 kW, 230V~50Hz)	12 kW	9 kW
Hot water volume, normal mode	175 l at 8 l/min	240 l at 8 l/min	390 l at 8 l/min
Docking	High power heat sources with external accumulators. No built-in accumulator volume.	Smaller heat sources without accumulator. Built-in accumulator, VVM 310: 270 l, VVM 500: 500l.	
Connection	Bottom	Top	Top
Dimensions H/W/D (mm)	1500/600/600	1800/600/615	1900/760/900
Net weight	R: 98 kg E: 137 kg/	140 kg	240 kg

NIBE SMO Control module

NIBE SMO Control modules provide a flexible solution that you easily can customise, allowing you to integrate your heat pump with both existing or new systems. Additional heat sources and other accessories are chosen specifically for the actual set-up.



The entry model NIBE SMO 20 is a perfect choice for a system with heating, cooling and hot water supply. It handles one heat pump and has a limited range of accessories. Onboard functionality supports control of charge pump, 3-step addition both for heating and hot water, main circulator pump, a switching valve for hot water and an AUX relay.

The more advanced NIBE SMO 40 can handle up to eight heat pumps. It has all the onboard functionality that NIBE SMO 20 offers, but also allows you to add extra functions, advanced dockings, and also supports an external heat source.

Docking

NIBE offers a broad range of accessories, dockings and system solutions, all to make a complete climate solution. See section on additional functions to explore how you can create the perfect indoor climate for your needs.

Choose the right NIBE SMO for my home

	NIBE SMO 20	NIBE SMO 40
		
Compatible outdoor units	All sizes of: NIBE S2125, NIBE F2120, NIBE F2040, NIBE SPLIT HBS05	
Controls up to	1 heat pump	8 heat pumps
Self-regulating circulator pump	Available in 2 sizes, CPD11	
External heat sources	3 step electrical heater	3 step electrical heater or boiler with shunt valve
Accessories	Room sensor	See nibe.eu
Dimensions H/W/D (mm)	410/360/110	410/360/120
Net weight	4,3 kg	5,2 kg

Additional functions

Cooling

A number of advanced cooling system solutions are available as accessories. The additional climate system function can be used for both heating and cooling systems.

Energy meter

Measures how much energy is being supplied by the heat pump system.

External heat sources & solar thermal

Connect an additional heat source to your system. Choose between an intermittent heat source, e.g. a wood-burning stove or a fully controlled oil-fired or electric boiler.

You can connect an intermittent heat source to the prioritised heat source function. The intermittent heat source will then be the system's primary energy source when it's available.

Additional climate system

With an additional climate system, you obtain an individual supply line temperature. The additional climate system can be configured to be used for heating, cooling, or combined heating/cooling.

Exhaust air module

Energy recovery from the warm exhaust air in the building.

GSM module

Communication unit for remote control and monitoring.

Modbus

Monitor and control your heat pump via Modbus.

Pool

Connection with a NIBE heat pump allows you to control your swimming pool's temperature efficiently.

Solar panel package

Our solar panels are an integrated solution based on a fully modular system with 5 basic outputs: 3.2 / 6.4 / 9.6 / 12.8 and 16 kW. They are suitable for most types of roofs – tile, metal, etc.

Room unit

Control and monitor your heat pump from another part of your home. The room unit also has an integrated temperature sensor.

Ventilation

Solutions for mechanical exhaust air ventilation and balanced ventilation with FTX heat recovery are available. FTX offers balanced ventilation, where heat from the exhaust air is transferred directly to the incoming fresh air.

Ventilation recovery

In larger properties, you can utilise the heat that you're currently just ventilating out of the building. This is one of the most profitable energy initiatives that can be implemented in larger blocks of flats.

Hot water

Whatever your hot water needs, we have the right solution for you. Our complete range of hot water solutions complements our selection of heat pumps.



A dream come true

The lovingly restored "Türmchen" holiday home has been heated by a NIBE air/water heat pump since the renovation

The system has been extended with a reheating stage for increased hot water requirements when the holiday accommodation is occupied by 12 people.

Many details shape the character of the house

The fantastic, well-maintained garden is a fitting setting for the house: Anyone who passes by the house immediately notices the stone sculptures, cosy benches and wide variety of natural botanical beauty. The outdoor unit of the heat pump has been stylishly integrated at the rear of the building - "Sometimes I have to go and check if the unit really is running," laughs Rolf Dietrich, "the heat pump's speed-controlled, load-based operation is so quiet."

Renovation with historical building materials

Rolf and Gabi Dietrich acquired the building complex in 2008 and invested a lot of time and love in the extensive renovation. Over a period of five years, the building was completely gutted and rebuilt using historical building materials. For example, all rooms are lined from the inside with a natural multi-layered clay plaster and insulation boards, "this creates a unique climate in the room", enthuse the owners.

"I don't have to worry about anything anymore, everything works automatically, which is very convenient."



Every room is unique

The house has been converted into the "Türmchen" holiday home, equipped with refurbished furniture of different origins to give each room its very own character. The design of every room bears the extraordinary signature of wife and artist Gabi Dietrich: colourful mosaics, distorted photos, naive paintings, stone arrangements on heavy tables, beds made of torn-off beams or bathrooms in Hundertwasser style – every one of the six guest rooms radiates attention to detail, provides cosiness and invites you to linger.

The perfect combination of historical and futuristic

The windows and doors were brought up to a contemporary standard to ensure the house renovation was energy-efficient. The structure of the building was preserved as far as possible during all renovation and conversion work. But the Dietrichs broke new ground when it came to renovating the heating system. The oil heating in the basement of the house dated back to the 1990s and was due to be updated. "So why not take an ecologically sensible approach," says Rolf Dietrich. The

old heating system was dismantled and a NIBE air/water heat pump now provides cosy warmth in all the rooms. Extending the hot water supply with a reheating stage means that up to 12 visitors in the holiday home can all have sufficient hot water for showering.

NIBE efficiency partner eco²plan, based in Vöhl, was responsible for planning and carrying out the work. The team took a delicate approach with the listed building, finding a solution tailored to the 250 square metres of living space in the holiday home. Five oil tanks in the boiler room and the old oil burner were dismantled and replaced by the modern heat pump in conjunction with the hot water tank expansion.

The client is completely satisfied with the result. The new heat pump is the sensible ecological solution to ensuring comfort in all rooms and guaranteeing the supply of hot water. "I don't have to worry about anything anymore, everything works automatically, which is very convenient. If I want to change something in the system control, I use the app," says the 75-year-old retired teacher.

Barn conversion benefits from a load of hot air!

Scattered across the fens of Cambridgeshire are many dilapidated farm buildings that are ripe for renovation.



One such barn, which was situated on family land, became a renovation project for owner Dan Houghton who embarked on the quest to create a new three bedroom home for himself and his partner and also utilise the skills he demonstrates in his occupation as a carpenter.

Whilst an alternative to main gas was clearly necessary due to the barns off grid location, it was only as planning permission was sought that it became apparent that a renewable energy source was necessary to fulfil requirements.



It was this that led Dan to Ecolnstaller, a local company who worked with him throughout the project to specify the correct products, install the system and take care of ongoing maintenance.

A NIBE F2040 8kW ASHP was specified along with a 200 litre water cylinder, 40 litre buffer tank and SM040 controller to give domestic controls and energy monitoring.

"Renovation projects are great to work on and this gorgeous barn has been rescued and turned into a delightful home which is warm and cosy even in its exposed location," said Rebecca Hubbard Ecolnstaller. "We worked



with Dan during the specification stage of the project to ensure his planning requirements were fulfilled and that the correct products were installed to deliver warmth and hot water and meet his expectations.

Dan Houghton owner of Spring Meadow Farm commented; "Renewable heat systems were something that I wasn't particularly aware of until the planning requirements were outlined by the local authority. Further investigation showed how reliable and how well performing such systems are and the early signs are that our Air Source Heat Pump is just what we needed to keep our home warm and deliver endless hot water.

"Eco-Installer have been completely fantastic and guided us through the process, helping out and ensuring the correct products were installed. Not only would I recommend them I would also recommend the NIBE products and system to either off grid homeowners or those that are embarking on a renovation project."

For more details about energy efficient heating from NIBE, visit our website nibe.co.uk



Every day, we work to make the world better

Right from the start, we have been committed and focused on developing new methods for better energy efficiency. In this way, NIBE plays an important role in the global transition to a more sustainable society. And we're proud of that.

We also know how complex the issue of sustainability is and how important it is to act responsibly as a company when it comes to our own employees and suppliers, and the impact our products have on the climate and society around us throughout their life cycle – a task we take very seriously.

Sustainability in different areas

We work with business responsibility throughout our entire value chain, and ethics is an important part of our business. As a customer, you should be able to trust us. Environmental responsibility is also an important part of our entire processing chain, which begins with our suppliers and ends with you, the customer. This means that we strive to reduce the environmental and climate impact of our products throughout their entire life cycle.

The key to achieving our goals today and in the future is also to be able to retain and attract new, competent, committed employees. As part of society, we must also act responsibly as a company, for example by engaging in social projects, both locally and globally.

We support the UNGC and the goals adopted by the UN as part of the 2030 Agenda for Sustainable Development

Since 2014, NIBE has been committed to following the 10 principles of the United Nations Global Compact (UNGC). The UNGC is a voluntary initiative based on commitments from company management to implement sustainability principles and actively enter into a partnership to support the UN's long-term goals.

In September 2015, the member states of the UN adopted the Sustainable Development Goals (SDGs). The 17 sustainability goals guide every member's commitment in establishing a clear plan and, by 2030, taking the necessary measures to create long-term sustainable development, end extreme poverty, combat the climate crisis and reduce inequalities and injustices in the world. We have chosen to work primarily with 6 of the 17 global goals set out in Agenda 2030.

NIBE's commitment to Agenda 2030



7

Increase the proportion of products based on renewable energy and meet the market's need for energy-efficient and clean energy solutions.



8

Promote a safe and secure working environment, protect workers' rights and ensure decent working conditions in both their own activities and in the supply chain, along with protecting jobs and growth.



9

Make production more sustainable by using resources efficiently, using clean and eco-friendly technologies, and providing resources for research and development.



11

Provide resource-efficient and climate-adapted components, products and solutions that contribute to sustainable cities and secure infrastructure.



12

Apply sustainable methods of chemical management and reduce emissions to air, water and soil. Economise resources, minimise waste, recycle and reuse more. Report sustainability information transparently in our reporting cycle.



16

Respect and maintain national and cross-border legislation, and actively work against all forms of corruption. Create systems for internal control of compliance with legislation and ethical business principles.



Read more about our sustainable energy solutions at www.nibe.eu

Ground source heat pumps

Ground source heat is stored solar energy harvested from deep within the ground, the bottom of lakes or just a few metres below your lawn. With a ground source heat system, you can create a pleasant indoor climate, and not only supply your home with heating and hot water but also cool it down on warm summer days. This kind of renewable energy means that you can lower your energy bills AND help the planet at the same time.

Air/water heat pumps

With the help of an air/water heat pump, you can keep your home warm in winter and cool in summer, while lowering your energy bills at the same time. By harnessing one of nature's free and renewable energy sources, you can create a pleasant indoor climate with a low environmental impact.

Exhaust air heat pumps

By installing an exhaust air heat pump, you can easily and effectively supply your home with heating, hot water and ventilation. Create a pleasant indoor climate by reusing the energy from the warm air as it passes through your ventilation system.

Solar panels

Start generating your own energy with solar products from NIBE. Plus, connecting the system to your intelligent heat pump will multiply the energy you harvest. By integrating the products in one system, you can reduce your energy bills and use renewable energy effectively.

Domestic boilers

If you want to use a renewable biofuel, a pellet-fired boiler is an ideal solution. Combine a pellet-fired boiler with other energy sources and connect these to your heat pump. Use Smart Energy Source to create a sustainable and economical indoor system.

Water heater

NIBE has been creating water solutions for over 60 years. Our complete range of hot water solutions complements our selection of heat pumps and biomass boilers.



Sustainable energy solutions since 1952

For 70 years, NIBE has been manufacturing energy-efficient and sustainable climate solutions for your home. It all started in Markaryd in Sweden and we value our Nordic heritage by harnessing the power of nature. We combine renewable energy with smart technology in order to offer effective solutions so that together we can build a more sustainable future.

Whether it's a chilly winter's day or a hot summer's afternoon, we need a well-balanced indoor climate for a comfortable everyday life, whatever the weather. Our wide range of products supplies your home with cooling, heating, ventilation and hot water, so that you can create a pleasant indoor climate with a low impact on nature.

NIBE Energy Systems

BOX 14, SE-285 21 Markaryd, Sweden

Tel. +46 433 273000 | nibe.se



This brochure is a publication from NIBE Energy Systems. All product illustrations, facts and data are based on current information at the time of publication. NIBE Energy Systems accepts no liability whatsoever for any errors or omissions in this brochure.

©2022 NIBE Energy Systems. Photo: NIBE and Benfoto .

639205 KBR EN NIBE Air/water 2209-16