



ENERG
енергия · ενεργεια

Y IJA
IE IA



NIBE F1345-40 W/W



55 °C

35 °C



A+++

A+++



47 dB



dB

■ 47
■ **47**
■ 47
kW

■ 47
■ **47**
■ 47
kW




2019

811/2013



ENERG



енергия · ενεργεια



NIBE

NIBE F1345-40 W/W




































Supplier's name:	NIBE		
Model:	NIBE F1345-40 W/W		
Temperature application	35	55	°C
Declared load profile for water heating			
Seasonal space heating energy efficiency class, average climate:	A+++	A+++	
Water heating energy efficiency class, average climate:			
Rated heat output, average climate:	47	47	kW
Annual energy consumption for space heating, average climate	16927	21041	kWh
Annual electricity consumption for water heating, average climate			kWh
Seasonal space heating energy efficiency, average climate:	221	177	%
Water heating energy efficiency, average climate:			%
Sound power level LWA indoors	47		dB
Rated heat output, cold climate:	47	47	kW
Rated heat output, warm climate:	47	47	kW
Annual energy consumption for space heating, cold climate	20387	25591	kWh
Annual electricity consumption for water heating, cold climate			kWh
Annual energy consumption for space heating, warm climate	11576	14410	kWh
Annual electricity consumption for water heating, warm climate			kWh
Seasonal space heating energy efficiency, cold climate:	219	173	%
Water heating energy efficiency, cold climate:			%
Seasonal space heating energy efficiency, warm climate:	209	166	%
Water heating energy efficiency, warm climate:			%
Sound power level LWA outdoors	-		dB

Data for package fiche

Controller class	II		
Controller contribution to efficiency	2		%
Seasonal space heating energy efficiency of package, average climate:	223	179	%
Seasonal space heating energy efficiency class for package, average climate:	A+++	A+++	%
Seasonal space heating energy efficiency of package, cold climate:	221	175	%
Seasonal space heating energy efficiency of package, warm climate:	211	168	%

Model(s):		NIBE F1345-40 W/W							
Type of heat source/sink:		Water-to-water							
Low-temperature heat pump:		No							
Equipped with supplementary heater:		No							
Heat pump combination heater:		No							
Climate condition:		Average							
Temperature application:		Medium temperature (55 °C)							
Applied standards: EN14825 and EN12102									
Rated heat output		Prated	47,0	kW	Seasonal space heating energy efficiency		η_s	177	%
<i>Declared capacity for part load at outdoor temperature Tj</i>				<i>Declared coefficient of performance for part load at outdoor temperature Tj</i>					
Tj = -7 °C	Pdh	49,3	kW	Tj = -7 °C	COPd	3,81	kW		
Tj = +2 °C	Pdh	25,7	kW	Tj = +2 °C	COPd	4,69	kW		
Tj = +7 °C	Pdh	25,9	kW	Tj = +7 °C	COPd	5,24	kW		
Tj = +12 °C	Pdh	26,0	kW	Tj = +12 °C	COPd	5,11	kW		
Tj = biv	Pdh	48,7	kW	Tj = biv	COPd	3,62	kW		
Tj = TOL	Pdh	48,8	kW	Tj = TOL	COPd	3,67	kW		
Tj = -15 °C (if TOL < -20 °C)	Pdh		kW	Tj = -15 °C (if TOL < -20 °C)	COPd		kW		
Bivalent temperature				T _{biv}	-10	°C			
Cycling interval capacity for heating				P _{cyh}		kW			
Degradation co-efficient				Cdh	0,99	-			
<i>Power consumption in modes other than active mode</i>				<i>Supplementary heater</i>					
Off mode	P _{OFF}	0,002	kW	Rated heat output		P _{sup}	0,0	kW	
Thermostat-off mode	P _{TO}	0,0875	kW						
Standby mode	P _{SB}	0,007	kW	Type of energy input		Electric			
Crankcase heater mode	P _{CK}	0,08	kW						
<i>Other items</i>									
Capacity control		variable		Rated air flow rate, outdoors				m ³ /h	
Sound power level, indoors/outdoors		L _{WA}	47/-	Rated water flow rate, indoor heat exchanger		5,27		m ³ /h	
Annual energy consumption		Q _{HE}	21041	Rated brine or water flow rate, outdoor heat exchanger		10,71		m ³ /h	
<i>For heat pump combination heater:</i>									
Declared load profile				Water heating energy efficiency		η_{wh}	%		
Daily electricity consumption				Q _{elec}			kWh		
Annual electricity consumption				AEC			kWh		
				Daily fuel consumption		Q _{fuel}	kWh		
				Annual fuel consumption		AFC	GJ		
Approved by:									
Contact details		© NIBE Energy Systems - Box 14 - Hannabadsvägen 5 - 28521 Markaryd - Sweden							